


WHEEL HOG

The portable CNC wheel lathe for precision wheel truing anytime, anywhere

- Minimize downtimes
- Reduce costs
- Portable & versatile
- Quick set-up
- Safe & operator friendly



Minimize downtime & reduce costs


Avoid expensive wheel replacements, crane installations, and transportation costs. Reprofile wheels on-site and keep your fleet running with minimal disruption.

Reduce maintenance costs and extend wheel life without taking locomotives out of operation.




Portable & versatile - Work anywhere

Designed for both workshops and field operations, Wheel Hog adapts to any location. Set it up on rails, flat surfaces, or over pits—wherever you need it. Its compact and ergonomic design allows easy transportation and setup, making it the perfect tool for any maintenance team.



Turning operations

Wheel profile ⁽¹⁾ and external radius ⁽²⁾.



Precision & consistency, every time

CNC-controlled cutting ensures a perfect wheel profile while minimizing material removal, extending wheel life, and reducing wear. Automation eliminates human error for consistent, high precision results.



Easy, safe & efficient operation

Intuitive design allows for quick setup and minimal training, boosting productivity from day one. No need for manual greasing or belt replacements, and operators stay safely away from rotating parts and metal debris. Less hassle, more efficiency, and maximum safety.



Re-profile non-powered wheelsets on-site

Pair the PAD 1000 Port-a-Drive with Wheel Hog to easily re-profile non-powered wheelsets directly on the vehicle, saving time and eliminating the need to remove them from service. Maximum flexibility for on-site maintenance.